

FEATURES

- UL listed, File #S405, Standard #864 under the MPC-2000 System Control Unit
- CSFM, FM & BSA Listed
- Mounts directly into the MPC-2000 control panel
- Allows "2-way" (upload / download) communications and control between MPC-2000 and remote computer
- Usable with all IBM compatible 386DX/SX or larger computers
- Must be used with CIS-1 computer interface software and Microsoft Windows 3.0 or higher
- RS-232 serial port for computer connection, max. distance 50 feet.
- Port is fully supervised & power limited
- Compatible with MPC-2000 systems equipped with CU-2 or better and version 3.0 or better system software
- IBEW/USA quality crafted



GENERAL

The CI-1 computer interface module provides a RS232-D computer port for temporary computer connection. The port is capable of interfacing with (1) remote IBM compatible 386DX/SX computer using the CIS-1 software package. The remote computer can then provide: upload / download data between MPC and computer, edit programming etc.

When adding a CI-1 to an existing MPC-2000 system, connections are made to the BB-2 module and the CI-1 module through the communication cable (see ordering information if adding to an existing system). All connections are power limited and require user constructed 3-wire cable (not to exceed 50 ft. see back page for wiring).

TECHNICAL DATA

Power Consumption:

Alarm: .100 Amp. @ 24 VDC

Standby: .100 Amp. @ 24 VDC

Space & Channel Provision:


None

Space Consumption:

(2) Module spaces

Channel Consumption:

(1) Module on the parallel channel



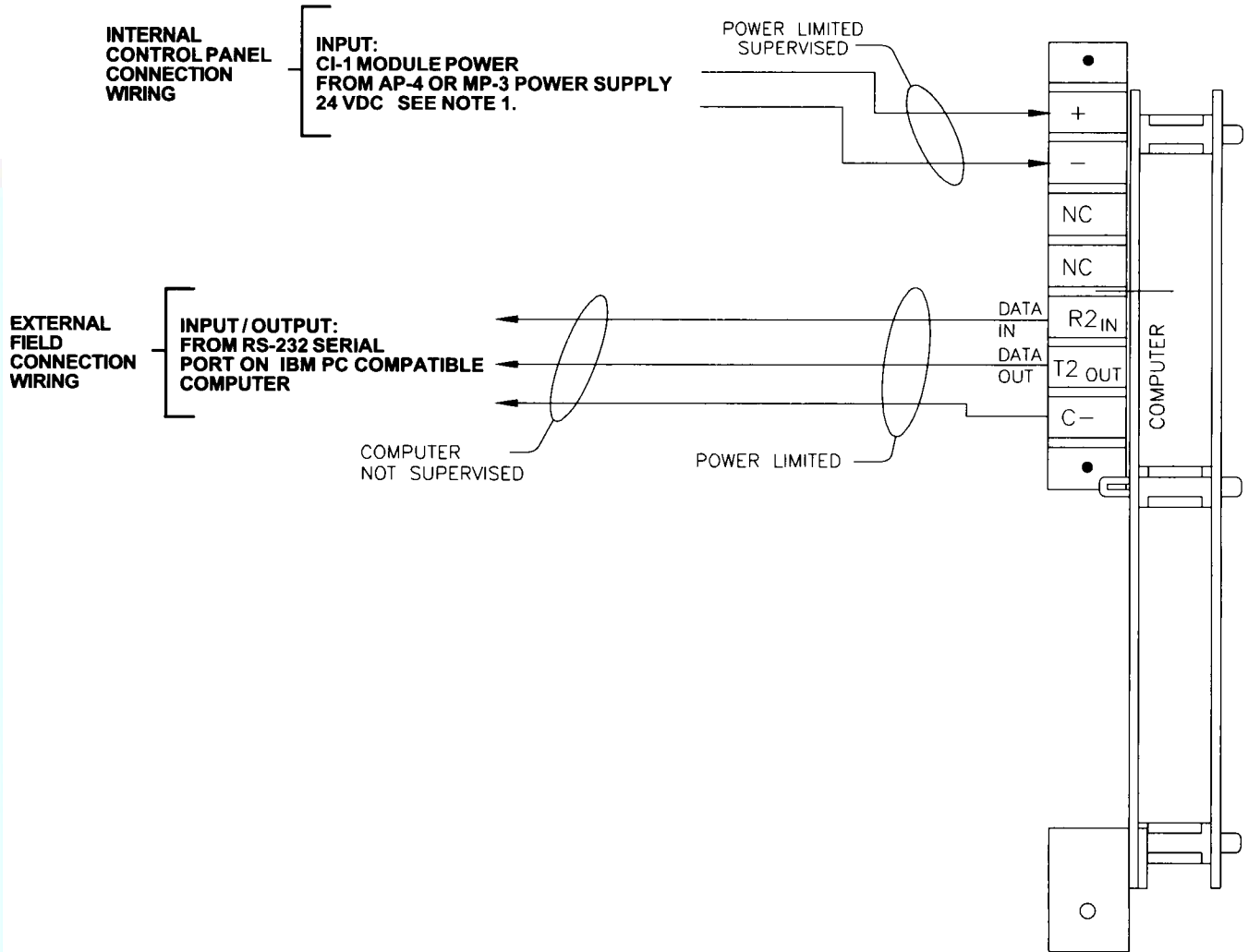
ORDERING INFORMATION

<u>Model #</u>	<u>Part #</u>	<u>Description</u>
CI-1	401340	Communications interface for temporary computer connection
CIS-1	401345	Software for upload / download
BB-2	401338	Control buss data buffer
	445175	6 Connector cable
	445360	9 Connector cable
	445361	10 Connector cable
	445362	11 Connector cable

FIRE ALARM CONTROL UNITS MPC-2000

TYPICAL WIRING FOR CAT. NO. CI-1 / PART NO. 401340 COMMUNICATIONS INTERFACE FOR TEMPORARY COMPUTER CONNECTION

FARADAY MPC-2000 FIRE ALARM SYSTEM CONTROL UNIT - OPTION CI-1




NOTES:

- 1.) A minimum wire size of 14 AWG. must be used for internal control panel connection wiring.
- 2.) See owners manual P/N 444851B for typical wiring hook-up diagrams.
- 3.) CI-1 is intended for temporary connection for system programming only.

Computer Connector Wiring			
DB25 Pin	DB9 Pin	Function	CI-1 Terminal
3	2	Transmit Data	R 2 IN
2	3	Receive Data	T 2 OUT
7	5	Signal Ground	C -

WARNING - The information contained in this document is intended only as a summary and is subject to change without notice. The devices described in this document have specific instruction sheets which cover various technical, limitation and liability information. Copies of these instruction sheets and the General Product Warning and Limitations Document, which also contains important information, are provided with the product and are available from the Manufacturer. Information contained in these documents should be consulted before specifying or using the product. For further information or assistance concerning particular problems contact the Manufacturer.



805 South Maumee Street / Tecumseh, Michigan USA 49286 / 517- 423-2111 / FAX 517- 423-2320

<http://www.faradayinc.com>