


FEATURES

- UL Listed, File #S405, Standard #864 under the MPC-2000 System Control Unit
- CSFM listed #7165-065:123 under the MPC-2000
- BSA approved, calendar #524-77-SA under the MPC-2000
- (1) Circuit 26-40 VDC @ 3.0 Amp. filtered output
- (1) Circuit 19.1-30 VDC @ 3.0 Amp. unfiltered output
- IBEW/USA Crafted



DESCRIPTION

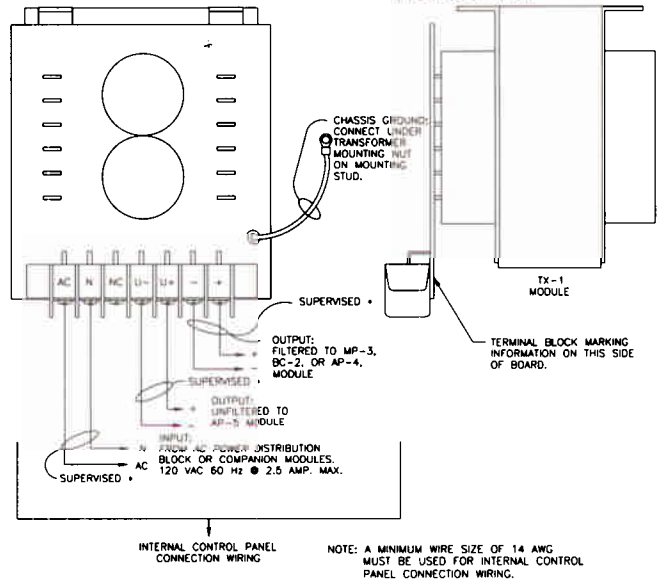
The TX-1 transformer provides the raw DC operating power for a host of MPC-2000 power modules. The TX-1 provides dual simultaneous power outputs: (1) circuit of filtered nominal 24 VDC @ 3.0 Amp. and (1) circuit of unfiltered nominal 24 VDC @ 3.0 Amp. The first *filtered* circuit is for running (1) **MP-3, BC-2 or AP-4** module. The second *unfiltered* circuit is for running (1) **AP-5** module. The TX-1 transformers mount in the bottom of the MPC-2000 control cabinet on the provided transformer mounting plate and each TX-1 requires (1) transformer space. The TX-1 module derives its operating power from a single source of 120 VAC 60 HZ @ 2.5 Amp. max. This source then becomes supervised and battery backed via the power module(s) connected to the TX-1 transformer.



TX-1 TRANSFORMER

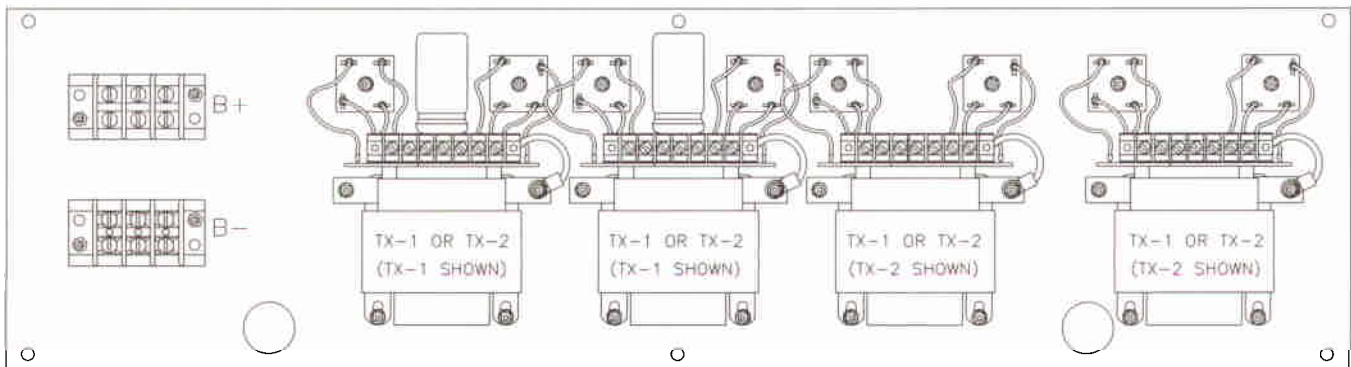
ORDERING INFORMATION

Model #	Part #	Description
TX-1	401324	Filtered/Unfiltered Transformer



TECHNICAL DATA

- Power Provision:** Circuit #1: 3.0 Amp @ 26-40 VDC filtered
 Circuit #2: 3.0 Amp @ 19.1-30 VDC unfiltered
- Power Consumption:** 120 VAC 60 HZ @ 2.5 Amp. maximum
 Alarm .000 Amp. @ 24VDC
 Standby .000 Amp. @ 24VDC
- Location:** Bottom of Cabinet
- Space Consumption:** (1) Transformer Space



MOUNTED TX-1 & TX-2 TRANSFORMERS

FIRE ALARM CONTROL UNITS - MPC-2000

FARADAY MPC-2000 FIRE ALARM SYSTEM CONTROL UNIT - OPTION TX-2

FEATURES

- UL Listed, File #S405, Standard #864 under the MPC-2000 System Control Unit (UOJZ)
- CSFM listed #7165-065:123 under the MPC-2000
- (2) Circuits 19.1-30 VDC @ 3.0 Amp. unfiltered outputs
- IBEW/USA Crafted



DESCRIPTION

The TX-2 transformer provides the raw DC operating power for the MPC-2000 AP-5 power module. The TX-2 provides dual simultaneous power outputs each circuit being *unfiltered* nominal 24 VDC @ 3.0 Amp. The TX-2 module(s) mount in the bottom of the MPC-2000 control cabinet on the provided transformer mounting plate and each TX-2 requires (1) transformer space. The TX-2 module derives its operating power from a single source of 120 VAC 60 HZ @ 2.5 Amp max. This source then becomes supervised and battery backed via the AP-5 power module connected to the TX-2 transformer.


TECHNICAL DATA

Power Provision: Circuit #1: 3.0 Amp @ 19.0-30 VDC unfiltered
Circuit #2: 3.0 Amp @ 19.1-30 VDC unfiltered

Power Consumption: 120 VAC 60 HZ @ 2.5 Amp. maximum
Alarm .000 Amp. @ 24VDC
Standby .000 Amp. @ 24VDC

Location: Bottom of Cabinet

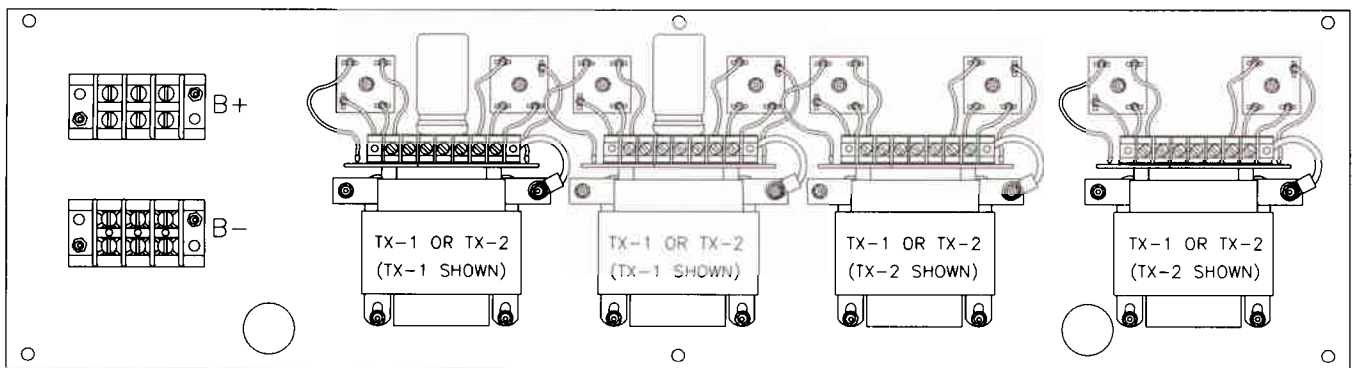
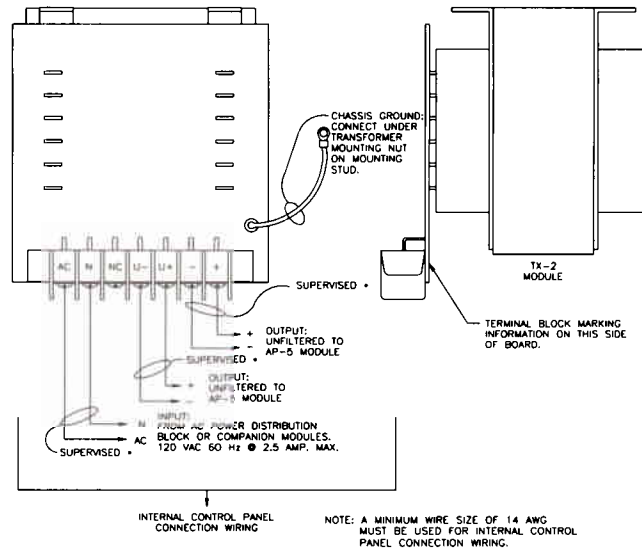
Space Consumption: (1) Transformer Space



TX-2 TRANSFORMER

ORDERING INFORMATION

Model #	Part #	Description
TX-2	401325	UnFiltered Transformer



MOUNTED TX-1 & TX-2 TRANSFORMERS

WARNING - The information contained in this document is intended only as a summary and is subject to change without notice. The devices described in this document have specific instruction sheets which cover various technical, limitation and liability information. Copies of these instruction sheets and the General Product Warning and Limitations Document, which also contains important information, are provided with the product and are available from the Manufacturer. Information contained in these documents should be consulted before specifying or using the product. For further information or assistance concerning particular problems contact the Manufacturer.

